

SHALLCO SERIES 26

Part Number: 76203D

General:

Meets requirements for 1 - 25 ampere switching of resistive loads to .75 power factor at voltages to 600 V AC and 250 V DC resistive loads

Electrical:

* Ratings:

25A/120 VAC

15A/600 VAC

20A/600 VAC (RESISTIVE)

3A/125 VDC

1A/250 VDC



* Current carrying capacity: 25 amperes

* Dielectric Withstanding Voltage: 2200 Vrms

* Contact Resistance: Initial, 10 milliohms max.

* Insulation Resistance: 100 Megohms min., initial

Mechanical:

* Sections: 1

* Positions: Various (See contact tables)

* Indexing: 45°

* Rotational Life: 65,000 operations

Materials and Finishes:

* Rotors and Stators: Thermoset Plastic, UL 94VO

* Rotor contacts: Phosphor bronze

* Stator contacts: Silver plated copper, screw type

* Terminal hardware: silver plated brass

* Exterior Metal: Steel with zinc chromate finish

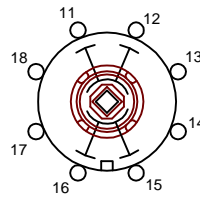
* Knob: thermoset phenolic



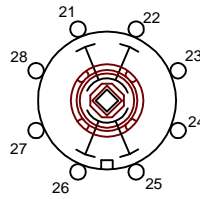
308 COMPONENTS DRIVE
SMITHFIELD, NC 27577 USA

TYPICAL CONTACT TABLES

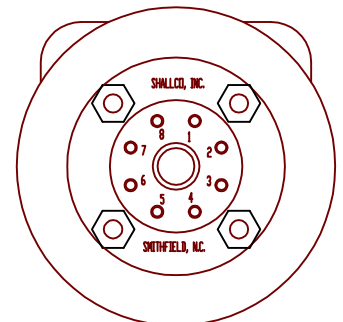
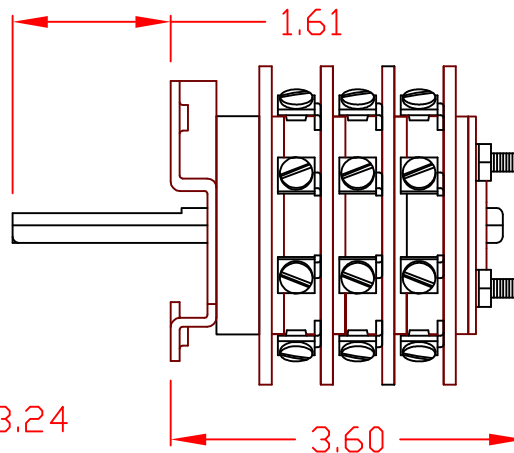
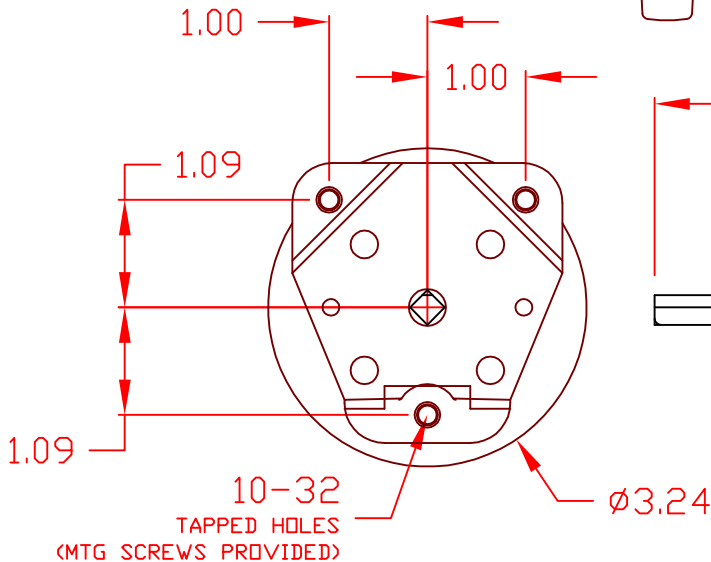
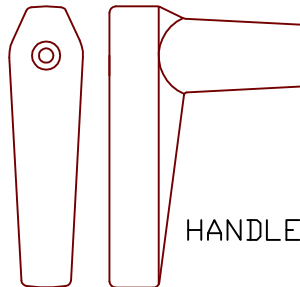
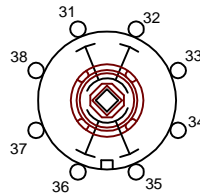
DESCRIPTION	DECK	CONTACTS	POSITION		STOP LOCATION (REAR PANEL)
			OFF	ON	
6 POLE SINGLE THROW "OFF" - "ON" (SPRING RETURN TO "OFF")	1	12-13		X	1 & 7
		16-17		X	
	2	22-23		X	
		26-27		X	
	3	32-33		X	
		36-37		X	



DESCRIPTION	DECK	CONTACTS	POSITION		STOP LOCATION (REAR PANEL)
			1	2	
6 POLE DOUBLE THROW WITHOUT "OFF" "ON1" - "ON2" (SPRING RETURN TO "ON1")	1	12-13	X	X	1 & 7
		16-17	X	X	
	2	22-23	X	X	
		26-27	X	X	
	3	32-33	X	X	
		36-37	X	X	



DESCRIPTION	DECK	CONTACTS	POSITION		STOP LOCATION (REAR PANEL)
			1 OFF	2	
4 POLE DOUBLE THROW WITH "OFF" "ON1-OFF-ON2" (SPRING RETURN TO "OFF")	1	11-18	X	X	2 & 7
		12-13	X	X	
		15-14	X	X	
		16-17	X	X	
	2	21-28	X	X	
		22-23	X	X	
		25-24	X	X	
		26-27	X	X	
	3	31-38	X	X	
		32-33	X	X	
		35-34	X	X	
		36-37	X	X	



DESCRIPTION

76203D

REV A



308 COMPONENTS DRIVE
SMITHFIELD, NC 27577 USA

TERMINAL SCREW TIGHTENING TORQUE: : 8 IN-LBS.