

**SPECIFICATIONS:**

NO. OF POSITIONS: 2, TRIP AND RESET

NO. OF SECTIONS: 3

CONTACTS: 2 NORMALLY OPEN  
2 NORMALLY CLOSED  
PER DECK

ACTION: 45° POSITIVE TRIP DETENT

STATIONARY CONTACTS : SILVER OVER COPPER

NAMEPLATE: AS SHOWN

**COIL SPECIFICATIONS:**

OPERATING VOLTAGE: 125 VDC / 120 VAC

THRESHOLD VOLTAGE: 16 VDC / 20 VAC

OPERATING RANGE: 30 - 140 VDC / 30 - 140 VAC

CURRENT AT RATED VOLTAGE: 4.6 / 4.4 AMPS

**ELECTRICAL RATINGS:**

25 A/120 VAC 3 A/ 125 VDC

15 A/600 VAC 1 A/ 250 VDC

20 A/600 VAC (RESISTIVE)



**OVERLOAD CURRENT (50 OPERATIONS):**

95 A/120 VAC

65 A/240 VAC

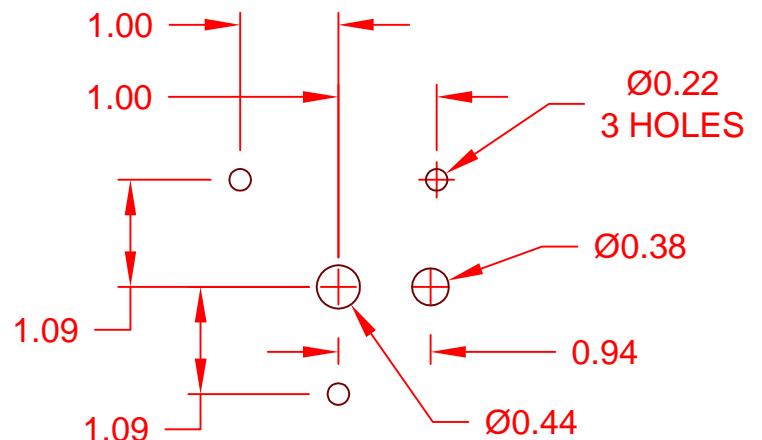
35 A/600 VAC

DIELECTRIC STRENGTH: 2200 VRMS

INSULATION RESISTANCE: 100 MEGOHMS INITIAL

CONTACT RESISTANCE: 10 MILLIOHMS MAX. INITIAL

DECK	CONTACTS	POSITION	
		TRIP	RESET
1	11 —  —  — 13		X
	12 —  —  — 18	X	
	15 —  —  — 17		X
	16 —  —  — 14	X	
2	21 —  —  — 23		X
	22 —  —  — 28	X	
	25 —  —  — 27		X
	26 —  —  — 24	X	
3	31 —  —  — 33		X
	32 —  —  — 38	X	
	35 —  —  — 37		X
	36 —  —  — 34	X	



MOUNTING HOLE DETAIL

PART NUMBER

## 7603D 125VDCXXD



308 COMPONENTS DRIVE  
SMITHFIELD, NC 27577 USA



## LOCK-OUT RELAYS (LOR)

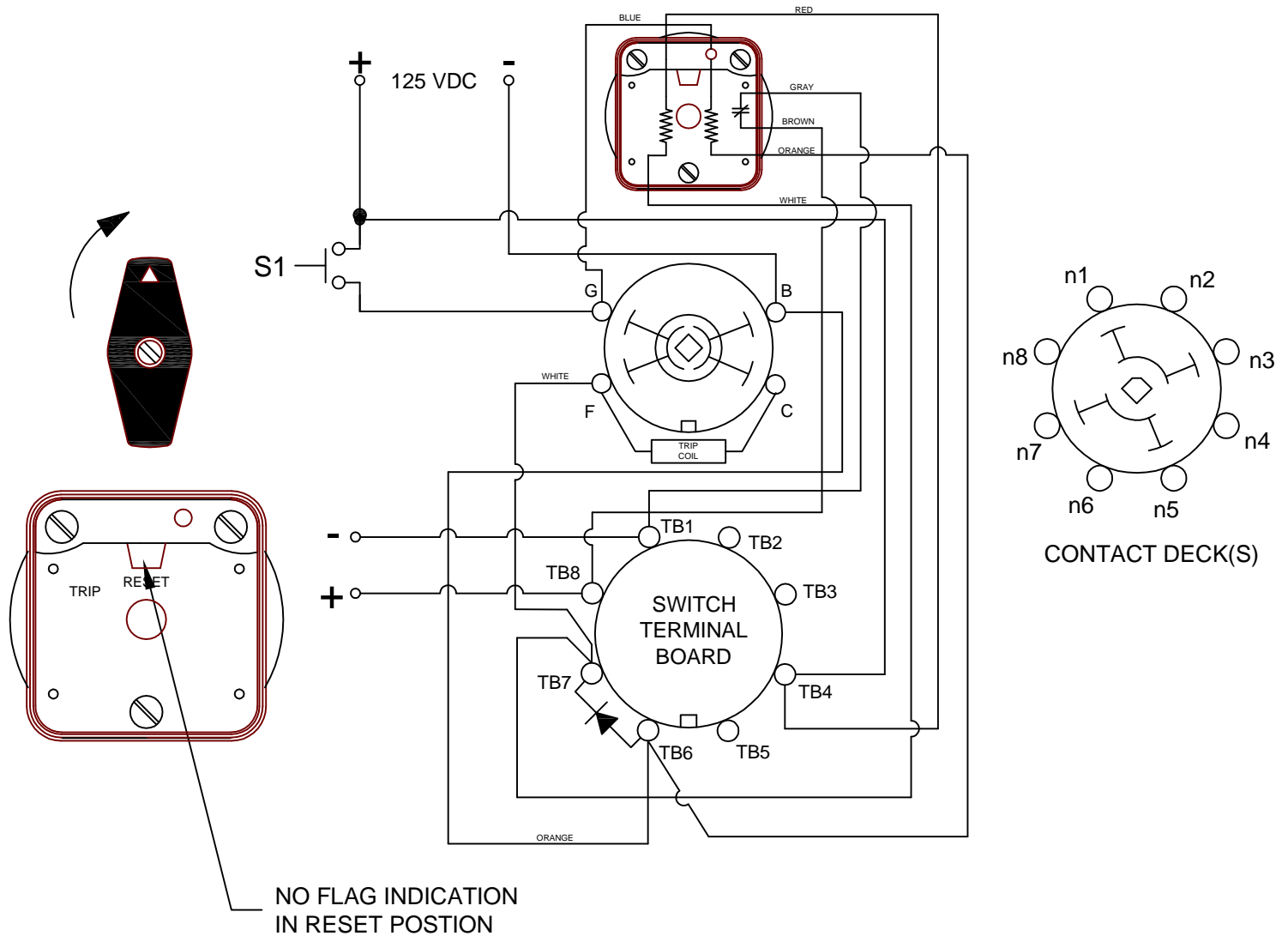
### GENERAL OPERATION:

THE HANDLE OF THE LOR MUST BE MANUALLY ROTATED CLOCKWISE TO PLACE THE UNIT IN THE "RESET" POSITION (SEE FIGURE A)

CONDITION #1	
ROTOR	RESET (AS SHOWN)
SWITCH 1 (S1)	OPEN

RESULT	
LEFT LED	NA
RIGHT LED	OFF
SCADA CIRCUIT (TRIP COIL MONITOR)	OPEN

FIGURE A - RESET POSITION



PART NUMBER

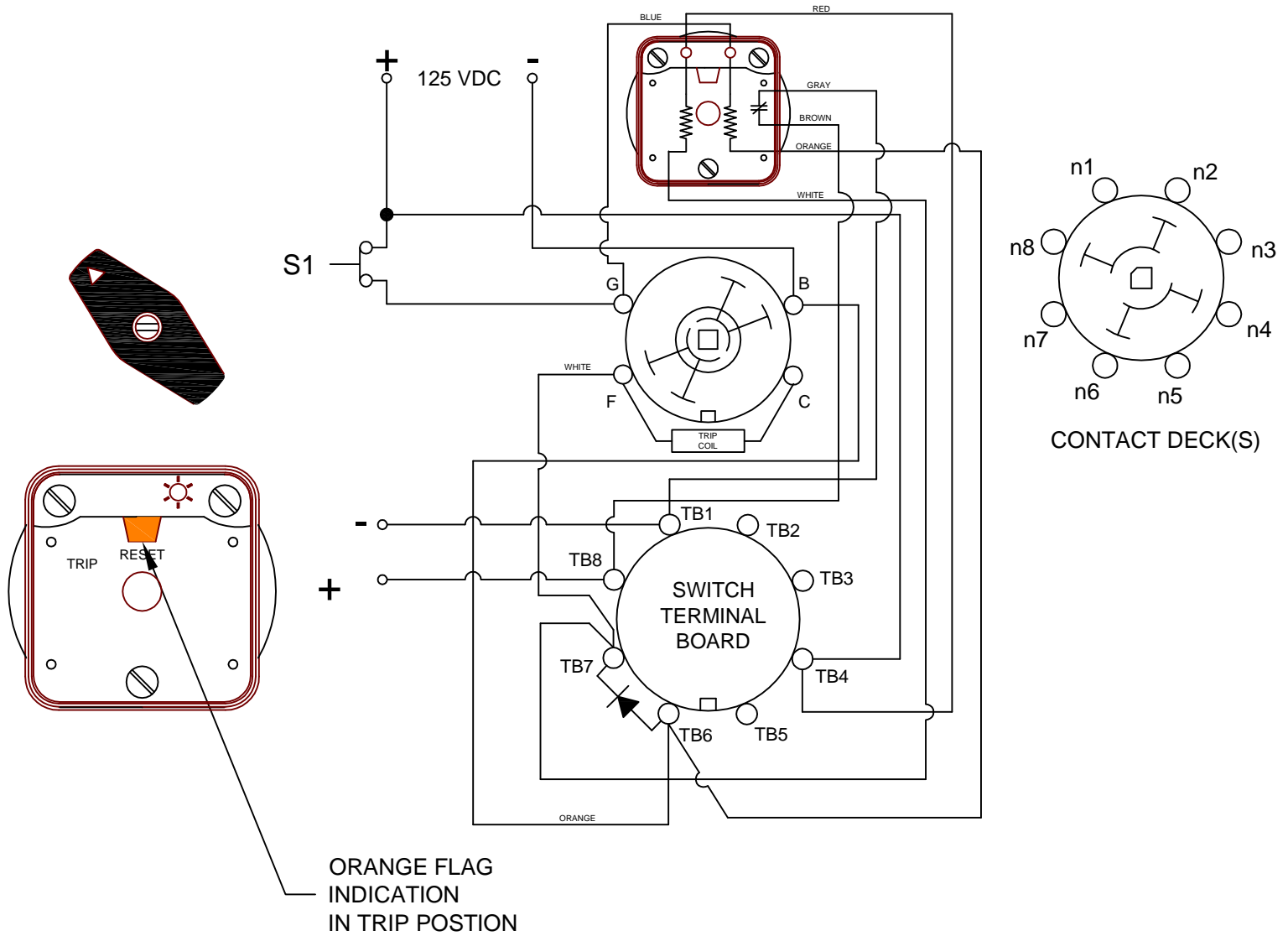
# 7603D 125VDCXXD

CONDITION #2	
ROTOR	RESET (AS SHOWN)
SWITCH 1 (S1)	CLOSED

RESULT	
LEFT LED	NA
RIGHT LED	ON
SCADA SWITCH	CLOSED

WHEN S1 CLOSES, THE COIL CAUSES A MECHANICAL ROTATION OF THE RELAY RESULTING IN THE SWITCH ROTOR ADVANCE TO THE "TRIP" POSITION SHOWN

FIGURE B - TRIP POSITION



PART NUMBER

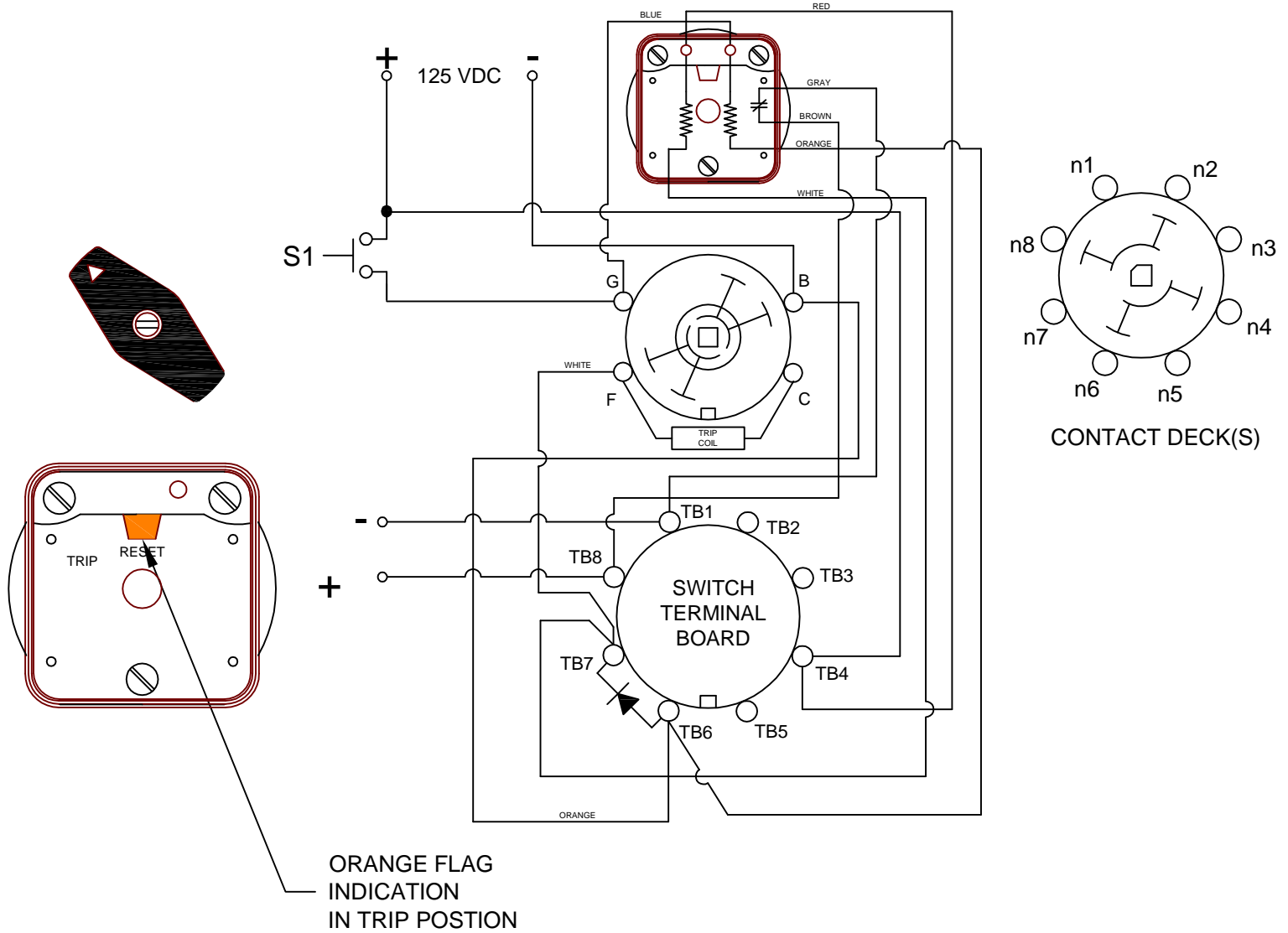
7603D 125VDCXXD

CONDITION #2	
ROTOR	RESET (AS SHOWN)
SWITCH 1 (S1)	OPEN

RESULT	
LEFT LED	NA
RIGHT LED	OFF
SCADA SWITCH	CLOSED

WHEN S1 CLOSSES, THE COIL CAUSES A MECHANICAL ROTATION OF THE RELAY RESULTING IN THE SWITCH ROTOR ADVANCE TO THE "TRIP" POSITION SHOWN

FIGURE B - TRIP POSITION



PART NUMBER

7603D 125VDCXXD