

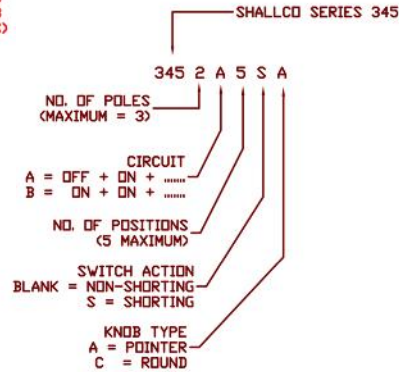
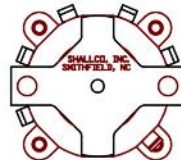
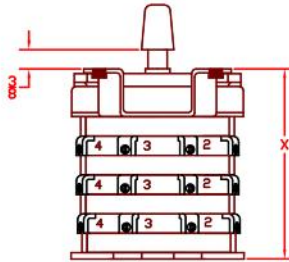
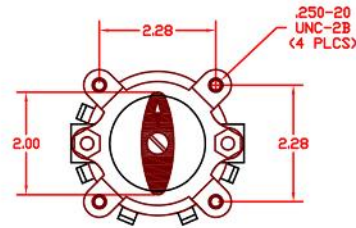
SHALLCO SERIES 345 ROTARY SNAP ACTION SWITCH

GENERAL: MEETS THE REQUIREMENTS FOR 10 TO 30 AMPERES OF SWITCHING OF RESISTIVE LOADS TO .75 POWER FACTOR AT VOLTAGES TO 480 VAC AND 250 VDC

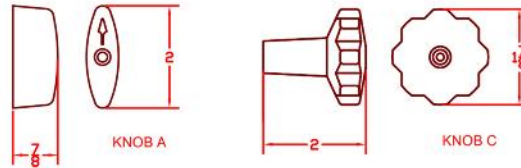
ELECTRICAL:
 VOLTAGE: 230 VAC,
 CARRYING CAPACITY: 45 AMPERES
 SWITCHING CAPACITY: UP TO 30 AMPS
 DIELECTRIC WITHSTANDING VOLTAGE: 2500 VRMS INITIAL
 CONTACT RESISTANCE: 10 MILLIOHMS MAX. (4 MILLIOHMS AVERAGE)
 INSULATION RESISTANCE: 1000 MEGHOHMS MIN. INITIAL

MECHANICAL:
 POLES: UP TO 3
 POSITIONS: UP TO 5
 INDEXING: 45°
 TERMINAL TYPE: SCREW
 CONSTRUCTION: CLOSED

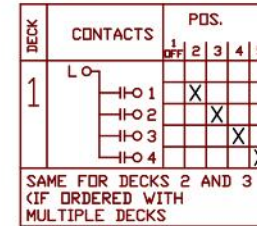
SUPPLIED INDIVIDUALLY BOXED WITH MOUNTING HARDWARE KIT, TERMINAL SCREW KIT, AND KNOB KIT



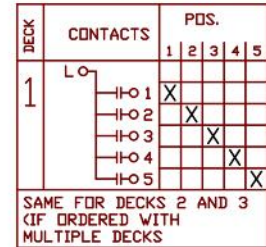
NUMBER OF POLES	BACK PANEL DEPTH "X"
1	2.2
2	2.9
3	3.7



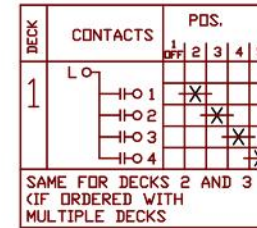
CIRCUIT A



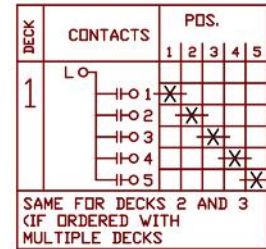
CIRCUIT B



CIRCUIT A



CIRCUIT B



308 COMPONENTS DRIVE,
 SMITHFIELD, NC 27577 USA

Phone Number: 919-934-3135
 Fax Number: 919-934-3298
 Website: www.shallco.com
 E-mail: shallco@shallco.com

"345 SERIES"
 ROTARY SNAP ACTION
 45° THROW