

SHALLCO SERIES 26



Part Number: 2658D

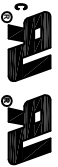
Description: Breaker Control Switch

General:

Meets requirements for 1 - 25 ampere switching of resistive loads to .75 power factor at voltages to 600 V AC and 250 VDC resistive loads

Electrical:

- Ratings: 25A/120 VAC
- 15A/600 VAC
- 20A/600 VAC (RESISTIVE)
- 3A/125 VDC
- 1A/250 VDC



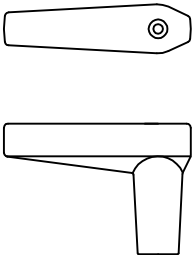
- * Current carrying capacity: 25 amperes
- * Dielectric Withstanding Voltage: 2200 Vrms
- * Contact Resistance: Initial, 10 milliohms max.
- * Insulation Resistance: 100 Megohms min., initial

Mechanical:

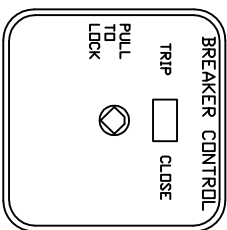
- * Sections: 6
- * Positions: See contact table
- * Detent type: Decks 1 - 4 spring return with Pull to Lock in extreme counter-clockwise position. Decks 5 and 6 detented slip contacts
- * Indexing: 45°
- * Rotational Life: 65,000 operations

Materials and Finishes:

- * Rotors and Stators: Thermoset Plastic, UL 94V0
- * Rotor contacts: Phosphor bronze
- * Stator contacts: Silver plated copper, screw type
- * Terminal hardware: silver plated brass
- * Exterior Metal: Steel with zinc chromate finish
- * Knob: thermoset phenolic

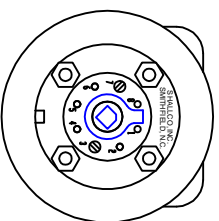
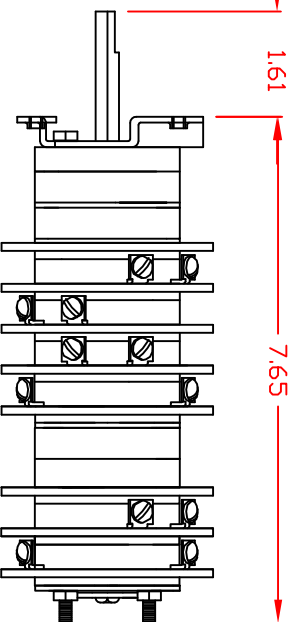
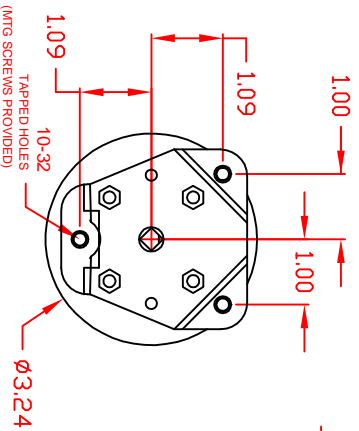
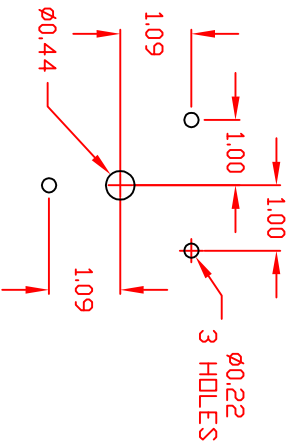


HANDLE



ESCUTCHEON PLATE

MOUNTING HOLE DETAIL



DECK	CONTACTS	POSITIONS			
		PULL-TL	TRIP	nat	nac
1	120-1-1-013				X
1	160-1-1-017				X
2	210-1-1-028		X		
2	240-1-1-025		X		
3	330-1-1-034	X			
3	370-1-1-038	X			
4	410-1-1-042		X	X	
4	450-1-1-046		X	X	
5	520-1-1-053			X	X
5	560-1-1-057			X	X
6	610-1-1-062		X	X	
6	650-1-1-066		X	X	

2658D



308 COMPONENTS DRIVE
SMITHFIELD, NC 27577 USA