

SHALLCO SERIES 26

Part Number: 2638D 24VDCABC

General:

Meets requirements for 1 - 25 ampere switching of resistive loads to .75 power factor at voltages to 600 VAC and 250 VDC resistive loads

Electrical:

* Ratings::

- 25A/120 VAC
- 15A/240 VAC
- 6A/600 VAC
- 3A/125 VDC
- 1A/250 VDC



- * Current carrying capacity: 25 amperes
- * Dielectric Withstanding Voltage: 2200 Vrms
- * Contact Resistance: Initial, 10 milliohms max.
- * Insulation Resistance: 100 Megohms min., initial
- * Switch is supplied with a lighted escutcheon plate:
Input voltage: 24 VDC
Wiring: As shown



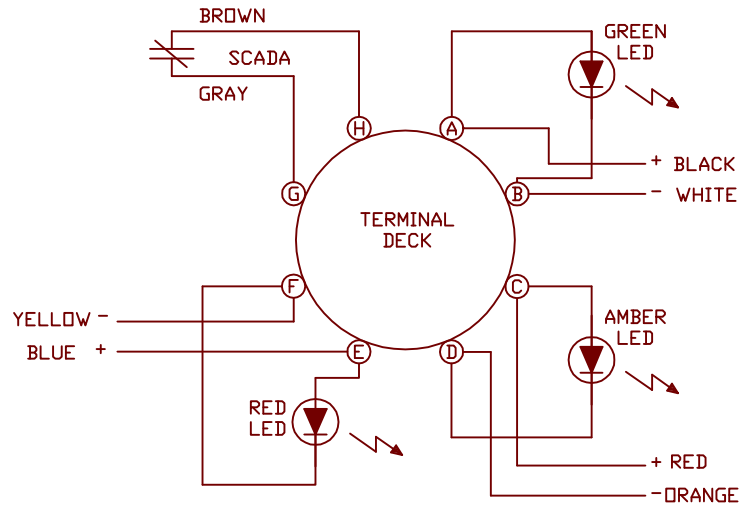
308 COMPONENTS DRIVE
SMITHFIELD, NC 27577 USA

Mechanical:

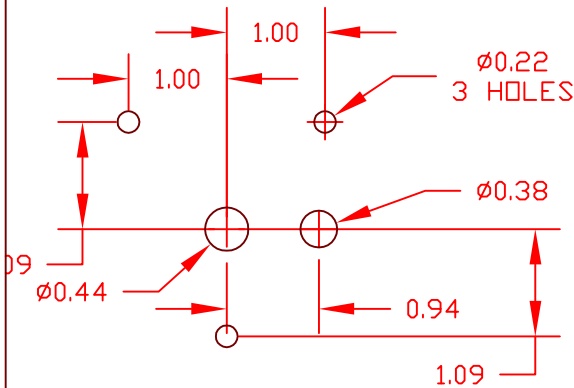
- * Sections: 2
- * Positions: 2, Spring Return to Center (Off)
- * Indexing: 45°
- * Rotational Life: 65,000 operations

Materials and Finishes:

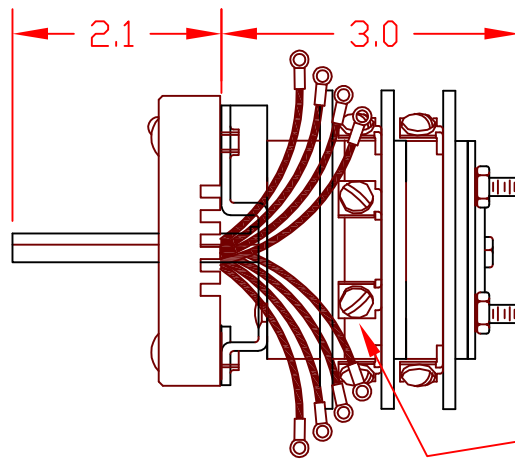
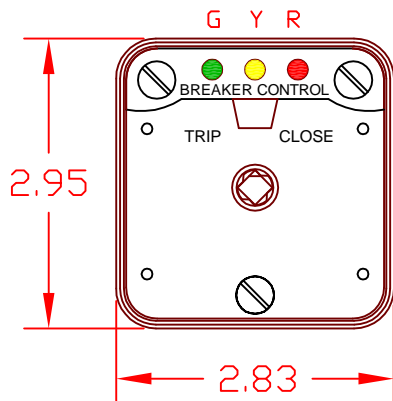
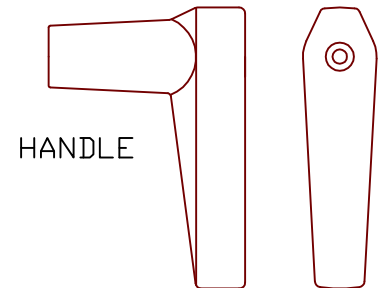
- * Rotors and Stators: Thermoset Plastic, UL 94VO
- * Rotor contacts: Phosphor bronze
- * Stator contacts: Silver plated copper, screw type
- * Terminal hardware: silver plated brass
- * Exterior Metal: Steel with zinc chromate finish
- * Knob: thermoset phenolic



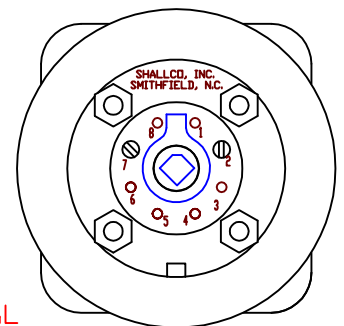
MOUNTING HOLE DETAIL



CONTACT	POSITION		
	TRIP	NORMAL	CLOSE
11 - 18	X		
16 - 17			X



TERMINAL DECK



308 COMPONENTS DRIVE
SMITHFIELD, NC 27577 USA

2638D 24VDCABC