

SHALLCO SERIES 16 SWITCH

PART NO: 16C4-B-3-B

NO. OF SECTIONS: 3

INDEXING: 45°

CIRCUIT: C (SEE CONTACT TABLE)

TYPE ACTION: NONSHORTING

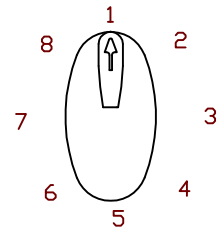
DETENT: STANDARD

STOPS INSTALLED: NO

TERMINALS: SCREW TYPE, HARDWARE SUPPLIED

PHENOLIC POINTER KNOB: SUPPLIED

MOUNTING HARDWARE: SUPPLIED



ELECTRICAL RATINGS:

15 A @ 125 VAC

5 A @ 250 VAC

3 A @ 600 VAC

5 A @ 30 VDC

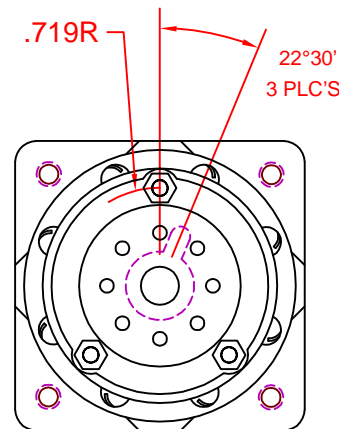
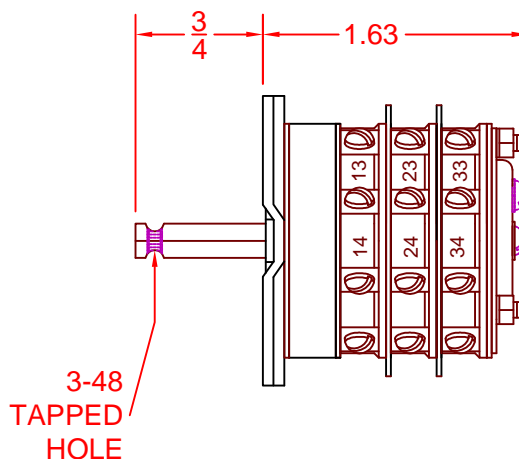
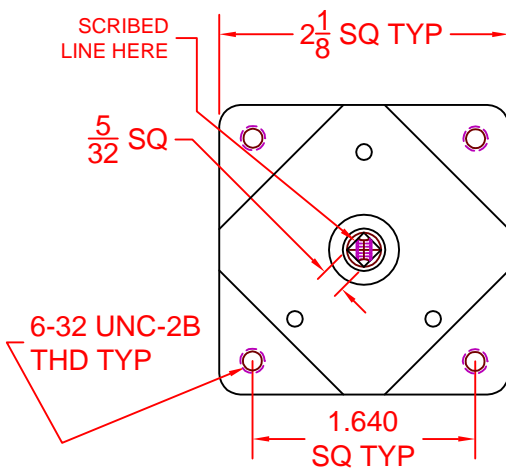
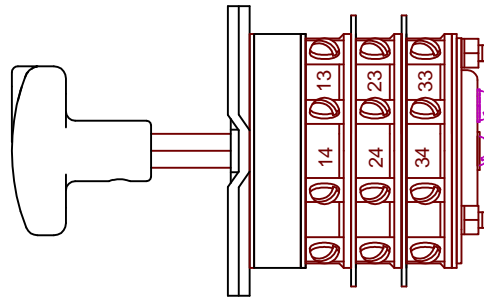
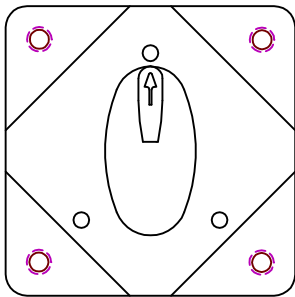
1 A @ 125 VDC



DIELECTRIC WITHSTANDING VOLTAGE: 1500 VRMS
 CONTACT RESISTANCE: 10 MILLIOHMS MAX. INITIAL
 INSULATION RESISTANCE: 1000 MEGOHMS, INITIAL

DECK	CONTACTS	POSITION							
		1	2	3	4	5	6	7	8
1	11 — — 12	X				X			
	12 — — 13		X				X		
	13 — — 14			X				X	
	14 — — 15				X				X
	15 — — 16	X					X		
	16 — — 17		X					X	
	17 — — 18			X					X
	18 — — 11				X				
	21 — — 22								
2	22 — — 23		X			X			
	23 — — 24			X			X		
	24 — — 25				X			X	
	25 — — 26	X							X
	26 — — 27		X						
	27 — — 28			X					
	28 — — 21				X				
	31 — — 32								
3	32 — — 33		X			X			
	33 — — 34			X			X		
	34 — — 35				X			X	
	35 — — 36	X							X
	36 — — 37		X						
	37 — — 38			X					
	38 — — 31				X				

X DENOTES CONTACT CLOSURE



DESCRIPTION

16C4-B-3-B



308 COMPONENTS DRIVE
 SMITHFIELD, NC 27577 USA