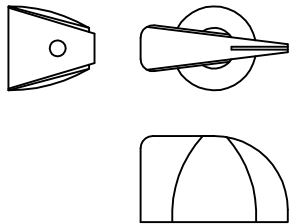


SHALLCO SERIES 16 SWITCH
 PART NO: 16A4-B-4-A
 NO. OF SECTIONS: 4
 INDEXING: 45°
 CIRCUIT: A (SEE CONTACT TABLE)

ELECTRICAL RATINGS:
 15 A @ 125 VAC
 5 A @ 250 VAC
 3 A @ 600 VAC
 5 A @ 30 VDC
 1 A @ 125 VDC



DIELECTRIC WITHSTANDING VOLTAGE: 1500 VRMS
 CONTACT RESISTANCE: 10 MILLIOHMS MAX. INITIAL
 INSULATION RESISTANCE: 1000 MEGHOHMS, INITIAL
 TYPE ACTION: NONSHORTING
 DETENT: STANDARD
 STOPS INSTALLED: NO
 TERMINALS: SCREW TYPE, HARDWARE SUPPLIED
 PHENOLIC POINTER KNOB: SUPPLIED
 MOUNTING HARDWARE: SUPPLIED

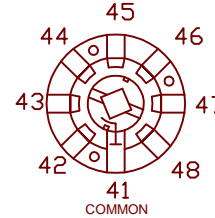
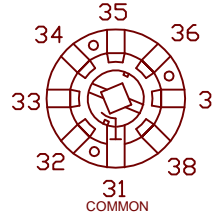
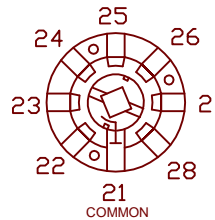
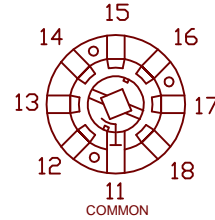


SUPPLIED WITH
 POINTER KNOB

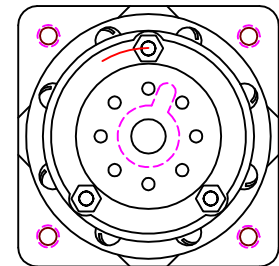
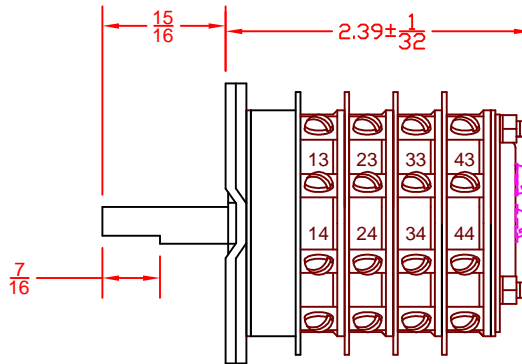
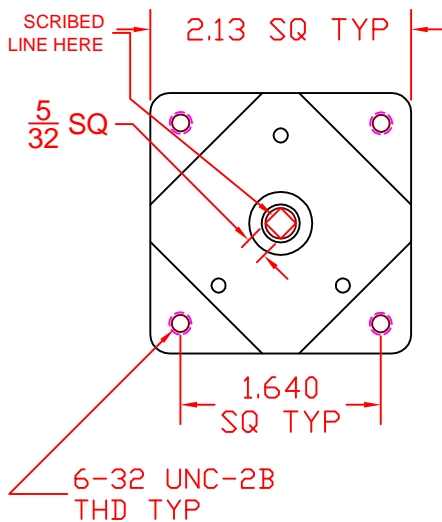
SCHMATIC DIAGRAM

CIRCUIT "A"

COMMON LOCATED AT TERMINALS
 11 21, 31, 41, FOR DECKS 1 THRU 4
 RESPECTIVELY (SWITCH SHOWN IN
 THE "OFF" POSITION)



DECK	CONTACTS	POSITION							
		1	2	3	4	5	6	7	8
1	11								
	12		X						
	13			X					
	14				X				
	15					X			
	16						X		
	17							X	
2	21								
	22		X						
	23			X					
	24				X				
	25					X			
	26						X		
	27							X	
3	31								
	32		X						
	33			X					
	34				X				
	35					X			
	36						X		
	37							X	
4	41								
	42		X						
	43			X					
	44				X				
	45					X			
	46						X		
	47							X	



DESCRIPTION

16A4-B-4-A



308 COMPONENTS DRIVE
 SMITHFIELD, NC 27577 USA