

Part Number: 16A1-M-3

NO. OF SECTIONS: 3

INDEXING: 45°

CIRCUIT: A (SEE CONTACT TABLE AND DECK LAYOUT)

TYPE ACTION: SHORTING

DETENT: STANDARD

STOPS INSTALLED: NO

TERMINALS: SCREW TYPE, HARDWARE SUPPLIED

PHENOLIC POINTER KNOB: SUPPLIED

MOUNTING HARDWARE: SUPPLIED

ELECTRICAL RATINGS:

15 A @ 125 VAC

5 A @ 250 VAC

3 A @ 600 VAC

5 A @ 30 VDC

1 A @ 125 VDC

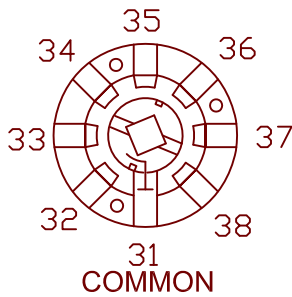




DECK	CONTACTS	POSITION							
		1 (OFF)	2	3	4	5	6	7	8
1	11		X						
	12			X					
	13				X				
	14					X			
	15						X		
	16							X	
	17								X
2	21		X						
	22			X					
	23				X				
	24					X			
	25						X		
	26							X	
	27								X
3	31		X						
	32			X					
	33				X				
	34					X			
	35						X		
	36							X	
	37								X

DIELECTRIC WITHSTANDING VOLTAGE: 1500 VRMS

CONTACT RESISTANCE: 10 MILLIOHMS MAX. INITIAL

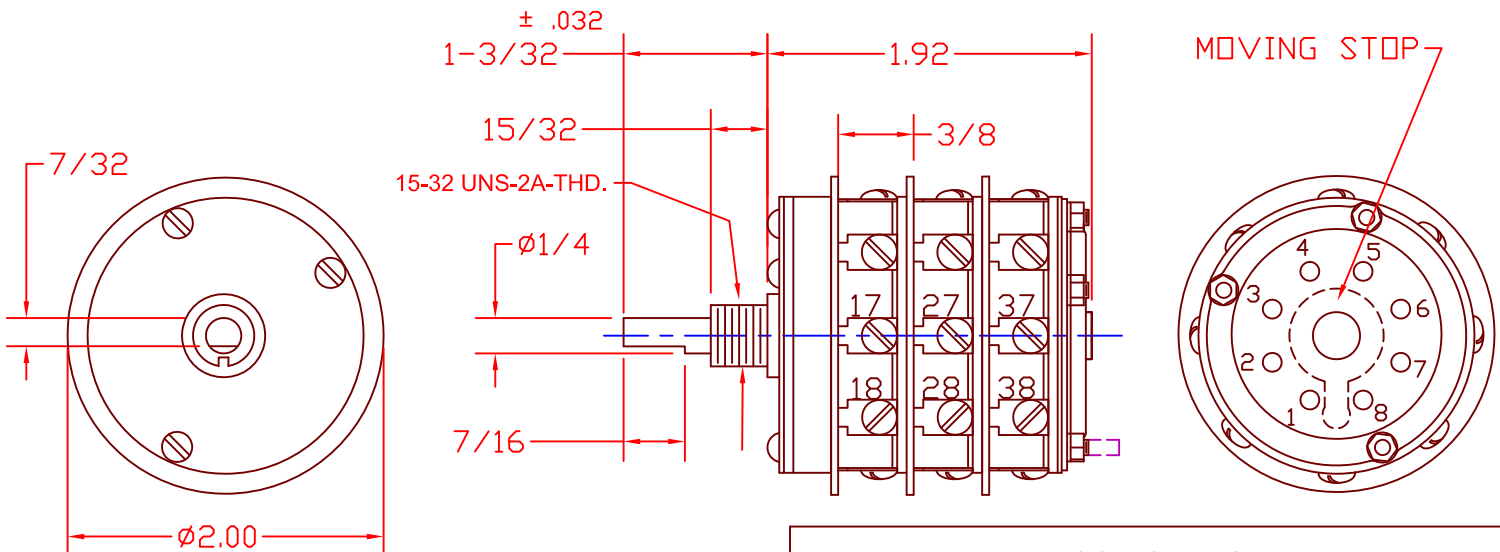
INSULATION RESISTANCE: 1000 MEGHOHMS, INITIAL



STATOR DIAGRAM

CIRCUIT "A"

COMMON LOCATED AT
TERMINALS 11, 21 & 31 FOR
DECKS 1, 2 & 3 RESPECTIVELY
(SWITCH SHOWN IN THE "OFF"
POSITION)



16A1-M-3

REV A